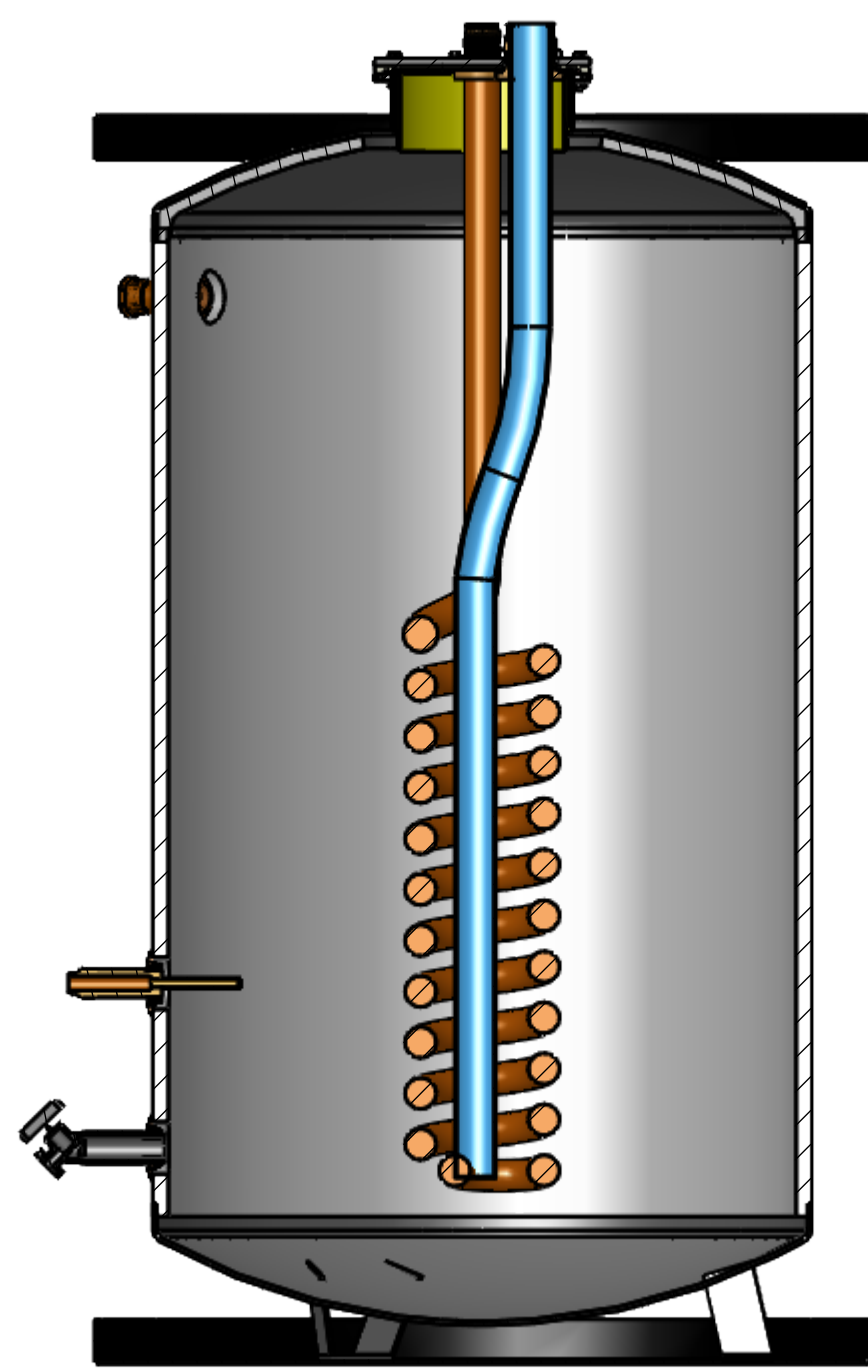



1-1/2" NPT  
Hot Out

1" NPT  
Hx Out

1" NPT  
Hx In



SECTION A-A



45.50

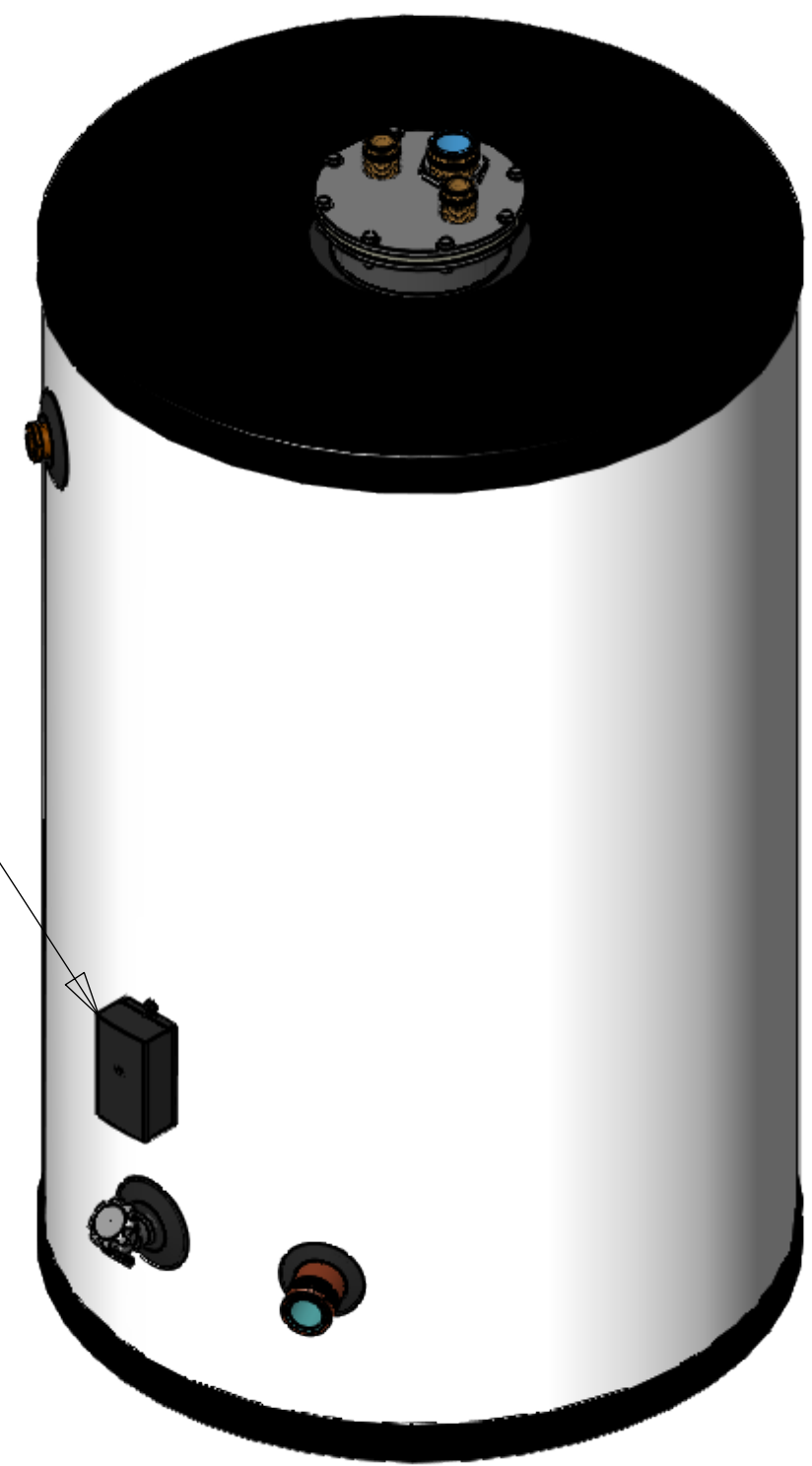
38.88

13.88

7.88

3/4" NPT  
Relief  
Valve

ETC 101



3/4" NPT  
Immersion Well

3/4" NPT Drain

1-1/2" NPT  
Cold In

<b>PROPRIETARY AND CONFIDENTIAL</b>		UNLESS OTHERWISE SPECIFIED:		NAME	DATE	Vaughn Thermal Corp.	
THE INFORMATION CONTAINED IN THIS DRAWING IS CONFIDENTIAL AND PROPRIETARY. THE CONTENTS OF THIS DRAWING ARE THE SOLE PROPERTY OF VAUGHN THERMAL CORPORATION. ANY REPRODUCTION IN PART OR AS A WHOLE WITHOUT THE WRITTEN PERMISSION OF VAUGHN THERMAL CORPORATION IS PROHIBITED.		DIMENSIONS ARE IN INCHES		DRAWN	RP	6/20/2019	
TOLERANCES:		LINEAR:		CHECKED		TITLE:	
		1 Decimal Place = ± 0.1		ENG APPR.		Tank Assembly	
		2 Decimal Place = ± 0.01		MFG APPR.		70DTPP Vaughn	
		3 Decimal Place = ± 0.005		Q.A.		SIZE DWG. NO. REV	
ANGULAR:		0 Decimal Place = ± 1.0°		COMMENTS:		C V41A0122 A	
		1 Decimal Place = ± 0.5°		PART NUMBER:		SCALE: 1:7 SHEETS: 1	
INTERPRET GEOMETRIC TOLERANCING PER:		MATERIAL:					
FINISH:							

